

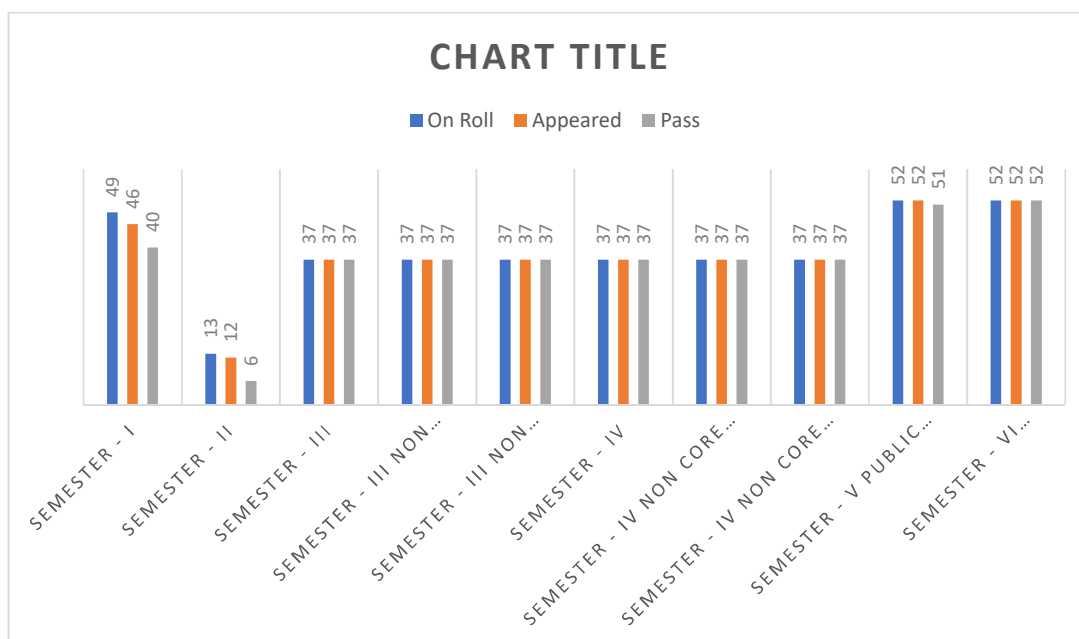
Result analysis of Last Five Years:

TELANGANA TRIBAL WELFARE RESIDENTIAL DEGREE COLLEGE (BOYS) MANUGURU

DEPARTMENT OF ECONOMICS

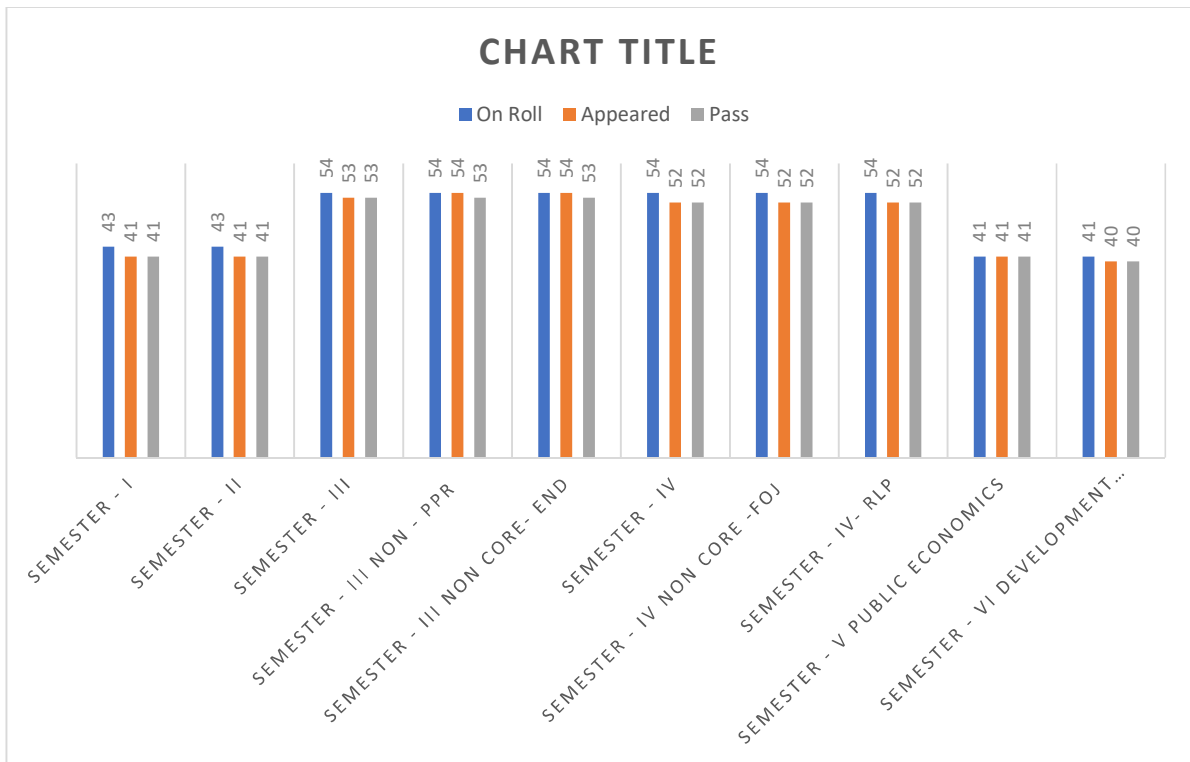
ACADEMIC YEAR 2022 - 23

Sem	On Roll	Appeared	Absent	Pass	Failed	Pass %
SEMESTER - I	49	46	3	40	6	87%
SEMESTER - II	49	46	3	41	2	89%
SEMESTER - III	37	37	0	37	0	100%
SEMESTER - III NON CORE -PPR	37	37	0	37	0	100%
SEMESTER - III NON CORE -END	37	37	0	37	0	100%
SEMESTER - IV	37	37	0	37	0	100%
SEMESTER - IV NON CORE -FOJ	37	37	0	37	0	100%
SEMESTER - IV NON CORE -RLP	37	37	0	37	0	100%
SEMESTER - V PUBLIC ECONOMICS	52	52	0	51	1	98%
SEMESTER - VI DEVELOPMENT ECONOMICS	52	52	0	52	0	100%



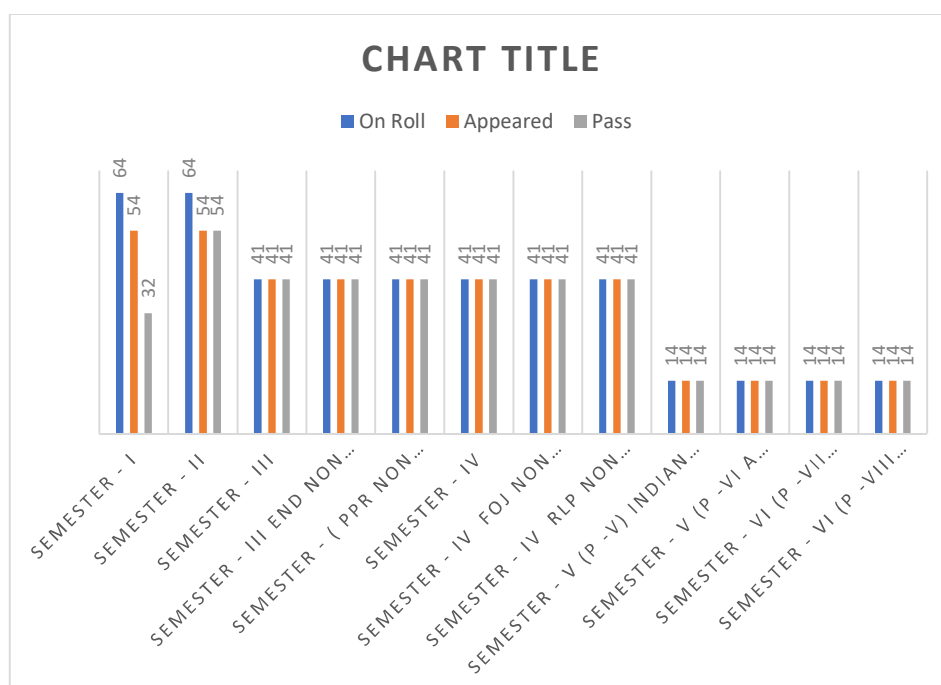
ACADEMIC YEAR 2021-22

Sem	On Roll	Appeared	Absent	Pass	Failed	Pass %
SEMESTER - I	43	41	2	41	0	100%
SEMESTER - II	43	41	2	41	0	100%
SEMESTER - III	54	53	1	53	0	100%
SEMESTER - III NON - PPR	54	54	1	53	0	98%
SEMESTER - III NON CORE- END	54	54	1	53	0	98%
SEMESTER - IV	54	52	2	52	0	100%
SEMESTER - IV NON CORE -FOJ	54	52	2	52	0	100%
SEMESTER - IV- RLP	54	52	2	52	0	100%
SEMESTER - V PUBLIC ECONOMICS	41	41	0	41	0	100%
SEMESTER - VI DEVELOPMENT ECONOMICS	41	40	1	40	0	100%



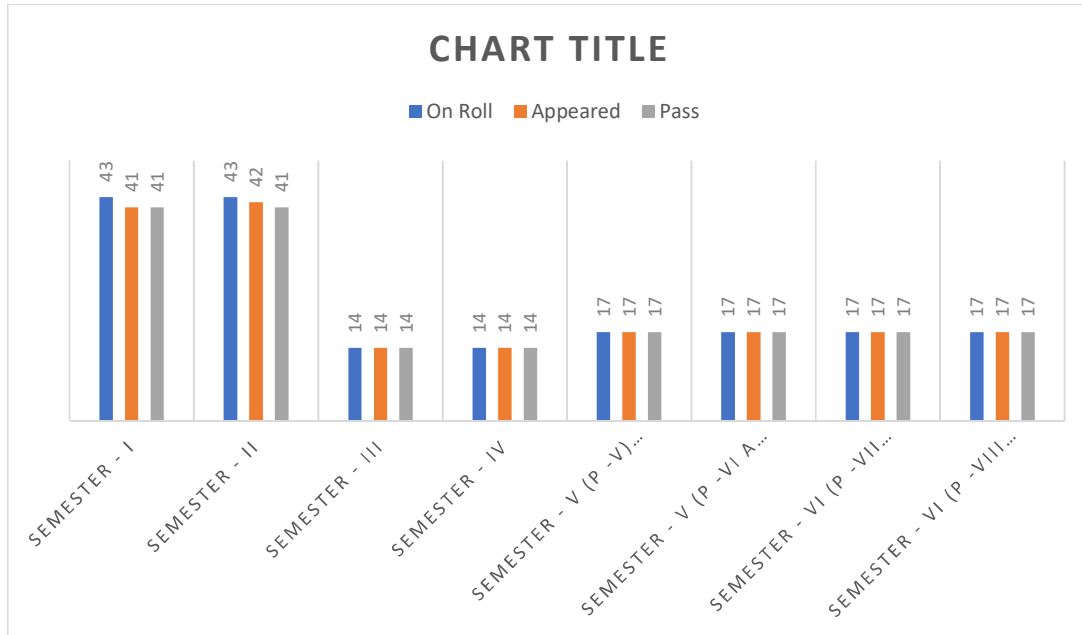
ACADEMIC YEAR 2020-21

Sem	On Roll	Appeared	Absent	Pass	Failed	Pass %
SEMESTER - I	64	54	10	32	22	59%
SEMESTER - II	64	54	10	54	0	100%
SEMESTER - III	41	41	0	41	0	100%
SEMESTER - III END NON CORE)	41	41	0	41	0	100%
SEMESTER - (PPR NON CORE)	41	41	0	41	0	100%
SEMESTER - IV	41	41	0	41	0	100%
SEMESTER - IV FOJ NON CORE	41	41	0	41	0	100%
SEMESTER - IV RLP NON CORE	41	41	0	41	0	100%
SEMESTER - V (P -V) INDIAN ECONOMY	14	14	0	14	0	100%
SEMESTER - V (P -VI A ECONOMIC DEVELOPMENT& INFRASTRUCTURE	14	14	0	14	0	100%
SEMESTER - VI (P -VII TELANGANA ECONOMY	14	14	0	14	0	100%
SEMESTER - VI (P -VIII A)ECONOMICS OF AGRICULTURE	14	14	0	14	0	100%

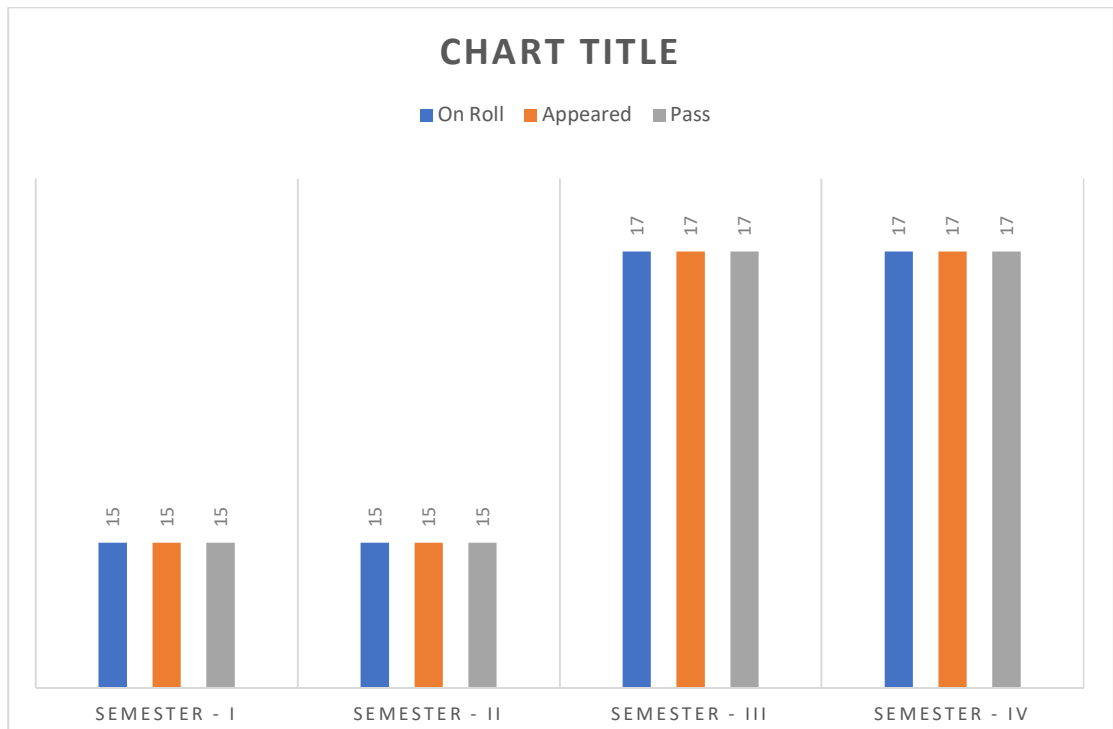


ACADEMIC YEAR 2019-20

Sem	On Roll	Appeared	Absent	Pass	Failed	Pass %
SEMESTER - I	43	41	2	41	0	100%
SEMESTER - II	43	42	1	41	1	98%
SEMESTER - III	14	14	0	14	0	100%
SEMESTER - IV	14	14	0	14	0	100%
SEMESTER - V (P -V) INDIAN ECONOMY	17	17	0	17	0	100%
SEMESTER - V (P -VI A ECONOMIC DEVELOPMENT& INFRASTRUCTURE	17	17	0	17	0	100%
SEMESTER - VI (P -VII TELANGANA ECONOMY	17	17	0	17	0	100%
SEMESTER - VI (P -VIII A)ECONOMICS OF AGRICULTURE	17	17	0	17	0	100%



RESULT ANALYSIS						
Sem	On Roll	Appeared	Absent	Pass	Failed	Pass %
SEMESTER - I	15	15	0	15	0	100%
SEMESTER - II	15	15	0	15	0	100%
SEMESTER - III	17	17	0	17	0	100%
SEMESTER - IV	17	17	0	17	0	100%



ACADEMIC YEAR 2018-19

I & II III & IV SEMESTER

ACADEMIC YEAR 2017-18

I & II SEMESTER

Sem	On Roll	Appeared	Absent	Pass	Failed	Pass %
SEMESTER - I	27	22	5	22	0	100%
SEMESTER - II	17	17	0	17	0	100%

